



















MAXI															Nr.
	IN	CM	IN	CM	HP / KW	LBS	KG	LBS	KG	LBS	KG	LBS	KG		
300	120	305	118	300	140/102	2910	1320	2910	1320	3285	1490	2976	1350	24	
350	140	355	138	350	160/117	3197	1450	3197	1450	3615	1640	3262	1480	28	
400	159	405	157	400	180/131	3483	1580	3483	1580	3946	1790	3549	1610	32	
450	179	455	177	450	200/146	3770	1710	3770	1710	4277	1940	3836	1740	36	

 Total width	 Weight with spikes roller	 Weight with spiral roller	 Min. suggested horsepower
 Working width	 Weight with packer roller	 N° of blades	 Weight with cage roller

MAXI

FIXED POWER HARROW



MAXI is the top power harrow in the Celli range and is suitable to tractors up to 250 HP maximum.

POINTS OF STRENGTH:

- Well proportioned, high quality transmission components (thick one-piece rotors and hardened gears kept together by strong self-locking nuts);
- Completely redesigned bottom area in order to make it more resistant to wearing and improve the soil flow through the machine (double lips oil seals + external protecting groove; bottom housings made of forged steel);
- Innovative bottom stone guards (L-shaped thick plates welded onto the frame + complete bolted cover).

TECHNICAL SPECIFICATIONS

- maximum horse power: 250 HP (183 KW)
- 2 speed gearbox for 1000 rpm PTO
 - No. of teeth models 300-400
 - 25 - 14 = 323 rpm;
 - 24 - 15 = 360 rpm
 - No. of teeth models 350-450
 - 14 - 25 = 323 rpm
 - 15 - 24 = 360 rpm
- 3 point hitch cat.2
- swinging lower linkages
- rear roller adjustment by hydraulic system
- rear levelling bar adjustment by threaded bar
- round tines holder kit to avoid jamming
- tines 100x18x320 mm (working depth about 33 cm) low power absorption
- counter-plates for tines locking
- movable side plates
- drive shaft with cam clutch
- removable safety protections