













▶ **40 HP - 29 KW**

Maximum suggested horsepower

	Total width
	Working width
	Min. suggested horsepower
	Weight
	Maximum working depth
	Number of spades

Y70										
	IN	CM	IN	CM		HP/KW	LBS	KG	IN	
80	33	84	32	81	20/15	617	280	10	25	4
100	39	99	38	96	25/18	639	290	10	25	4
120	49	124	48	121	25/18	794	360	10	25	6
130	55	139	53	136	25/18	815	370	10	25	6
145	56	144	56	141	30/22	860	390	10	25	6
160	64	164	63	161	35/26	970	440	10	25	8

X40

SPADING MACHINE



Suitable for vineyard and garden applications

The concept

Spading machines are tillage equipment largely appreciated in several working conditions and applications, such as:

- to work without any problem in extremely wet soil.
- to work up to a maximum working depth of 25 cm
- to remove the bottom soil hardpan, that is the layer of compacted soil in depth

- Also it requires low traction power thus it efficiently absorbs the tractor power.
- Do not compact the soil
- to partially lay underground crop residues without throwing the clods back completely.
- to limit soil erosion and also the wash away of light and steeply sloping soil, because the tilled soil is composed of medium size clods.

TECHNICAL SPECIFICATIONS

- maximum horse power: 40 HP (29 KW)
- 4 speed gearbox for 540 rpm PTO
- grease lubrication
- 3 point hitch cat. 1
- working depth adjustment by skids
- spades: 180x148 mm
- rear tailgate with levelling flap
- drive shaft without safety de-vice
- safety protections